



ಬೃಹತ್ ಬೆಂಗಳೂರು ಮಹಾನಗರ ಪಾಲಿಕೆ
Bruhat Bengaluru Mahanagara Palike



BBMP COVID-19 WAR ROOM 31.10.2022



OVERVIEW OF COVID-19 IN BENGALURU



CASE TRENDS

ACTIVE CASES

1,865

Confirmed Cases

67

18,74,696 #

Recovered Cases

22

18,55,841 #

Death Cases

0

16,990 #



HOSPITALIZATION

6

ICU – V

-

ICU

1

HDU

-

General

5

INCLUDES GOVT. QUOTA AND PRIVATE WALK-IN HOSPITALIZATION



VACCINATION

103

2,04,75,812 #

First Dose

8

96,77,301 #

Second Dose

6

94,78,674 #

Precaution Dose

89

13,19,837 #



TRIAGING

MTU

4

Tele Triage

60



ACTIVE CZs

0

MCZs (< 5 cases)

0

Clusters (> 5 cases)

0



TESTING

1,034

3,19,41,413 #

RAT

130

RTPCR

904

Positivity : 6.73%

*FOR LAST 7 DAYS

: indicates cumulative numbers till date



ABSTRACT OF COVID-19 SCENARIO IN BENGALURU


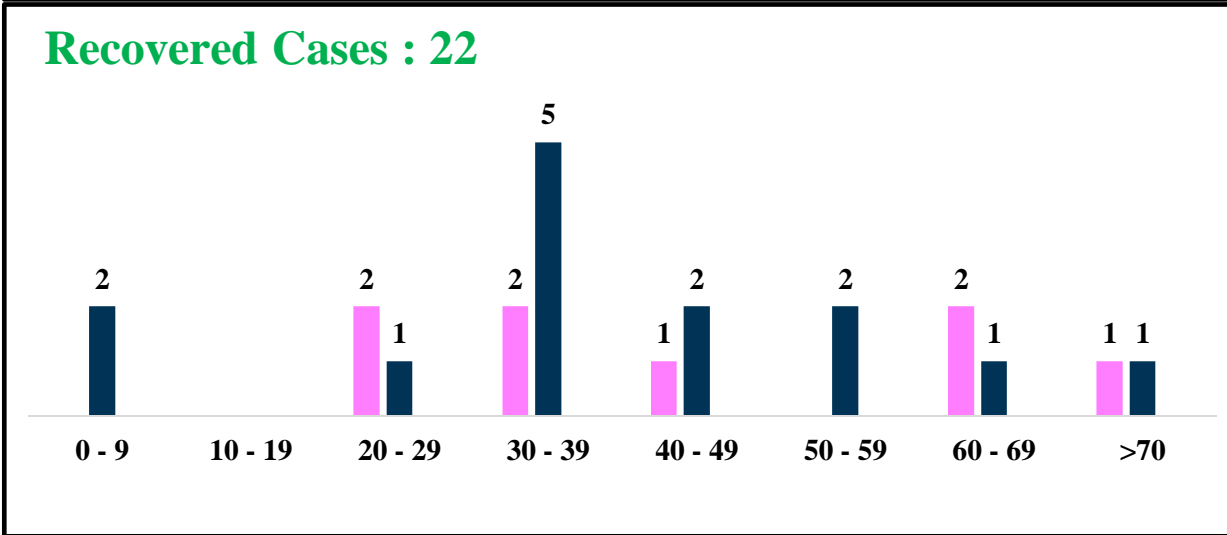
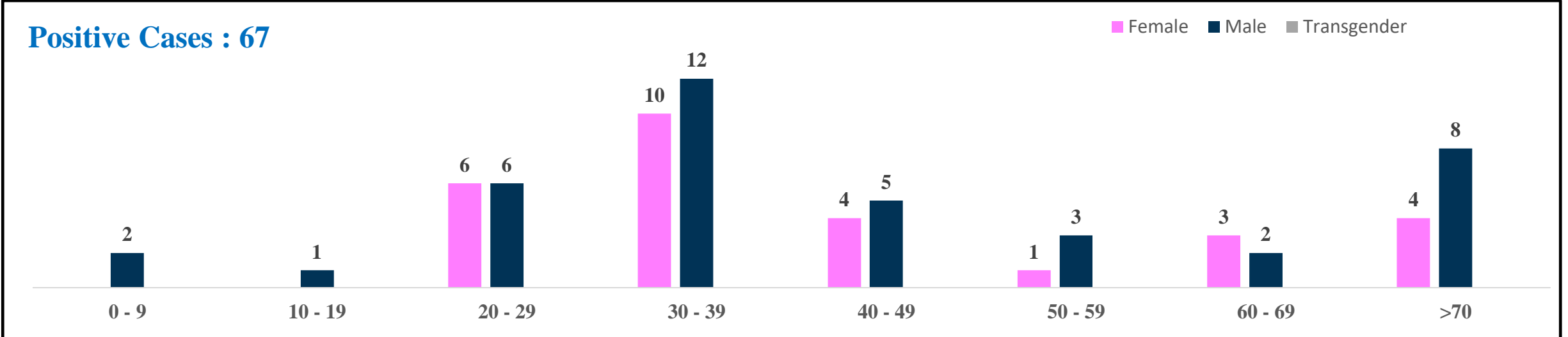


	MALE			FEMALE			TRANSGENDER			TOTAL		
	Last 24 Hours	Last 7 Days	Cumulative	Last 24 Hours	Last 7 Days	Cumulative	Last 24 Hours	Last 7 Days	Cumulative	Last 24 Hours	Last 7 Days	Cumulative
Positive Cases	39	388	11,04,804	28	307	7,69,000	0	0	196	67	695	18,74,696
Recovered Cases	14	441	10,92,732	8	369	7,63,015	0	0	187	22	810	18,55,841
Death Cases	0	0	10,760	0	0	6,226	0	0	4	0	0	16,990
Total Tests Done	In Last 24 hrs. : 1,034			In last 7 days : 10,321			Cumulative : 3,19,41,413					
Vaccine Doses Administered	In Last 24 hrs. : 103			In last 7 days : 1,946			Cumulative : 2,04,75,812					
ACTIVE CASES									1,865			

*Covid deaths occurred today : 00 | Covid deaths occurred beyond last 24hrs., reported today : 00

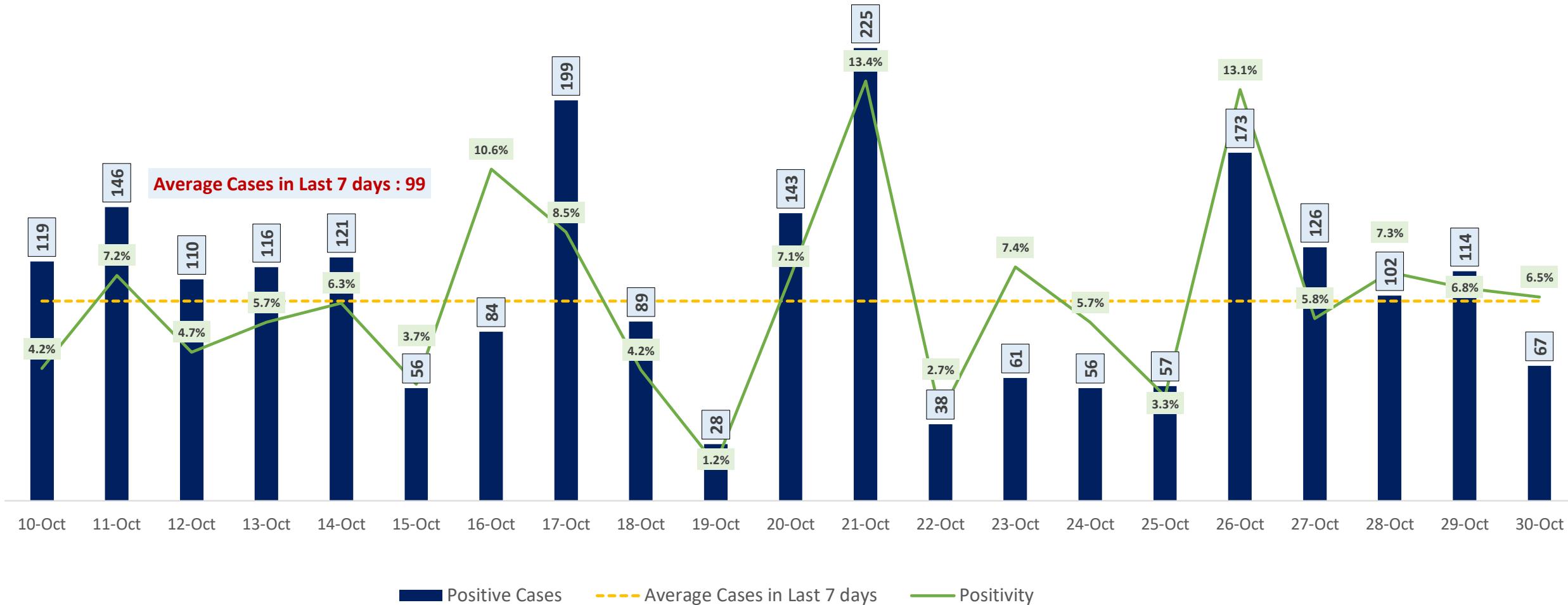


LAST 24 HOURS AGE GROUP AND GENDER WISE DISTRIBUTION





POSITIVITY RATE OF BENGALURU – LAST 21 DAYS

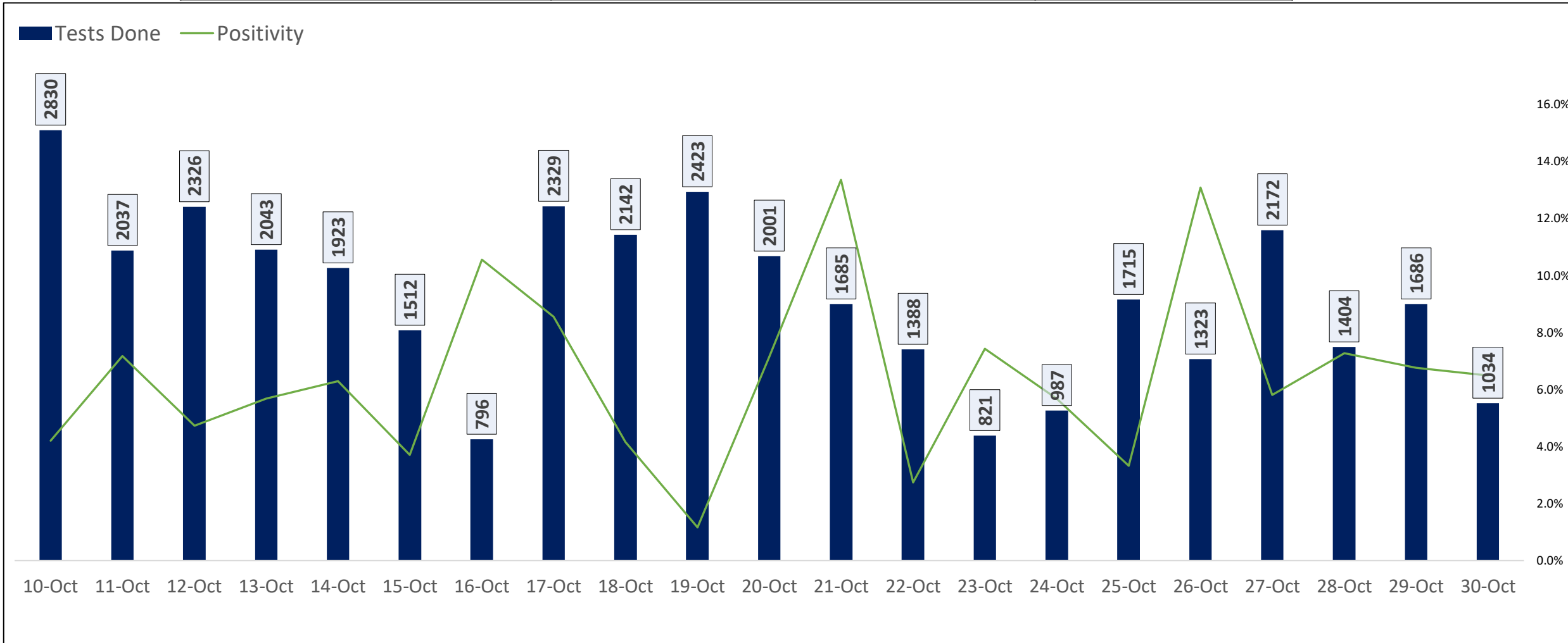




TESTING TRENDS IN BENGALURU

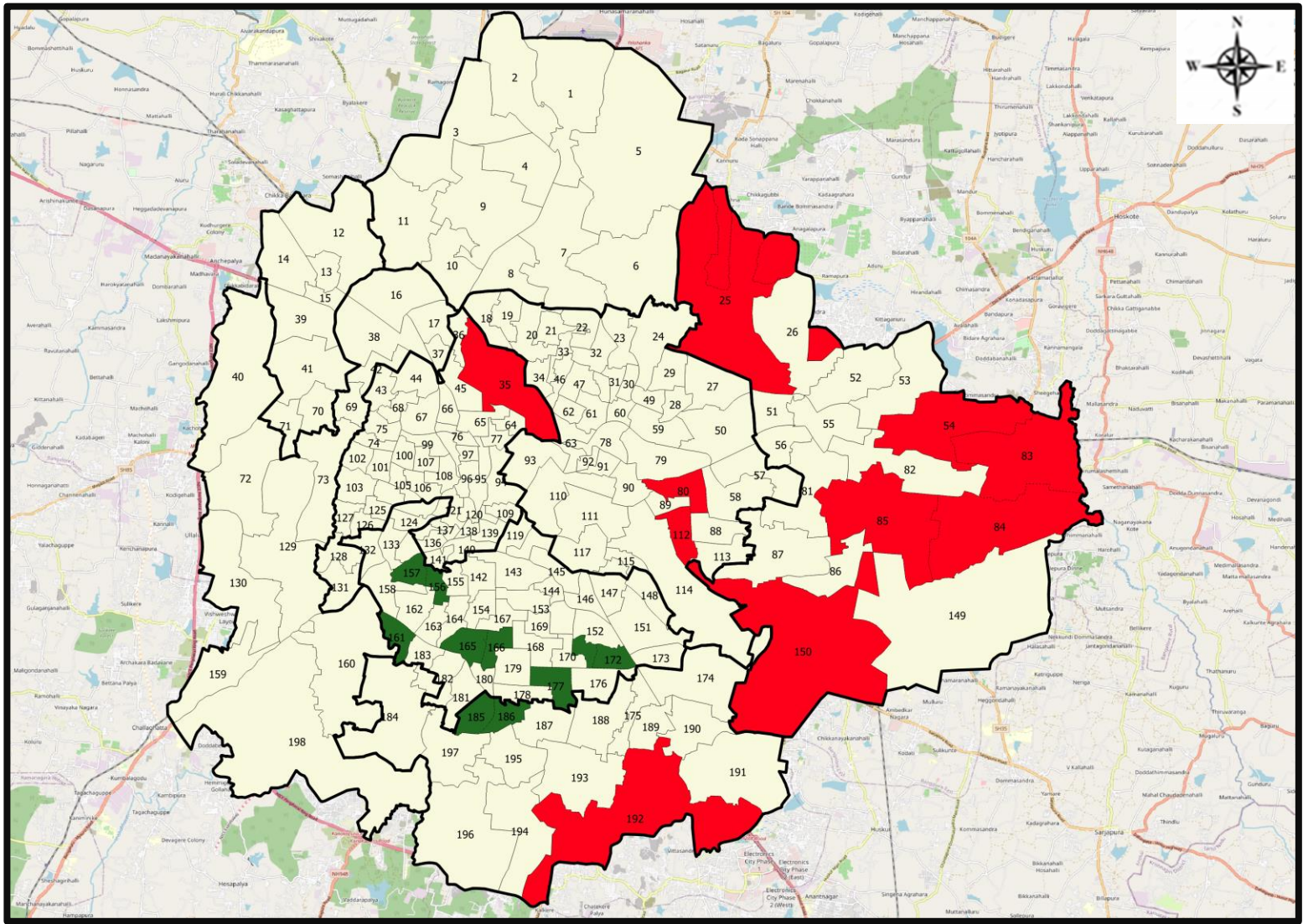


Total Test Conducted Till Date	Test Conducted Last 24 hours	Last 7 Days Average
3,19,41,413	1,034	1,474





BENGALURU URBAN MAP SHOWING TREND OF POSITIVE CASES IN LAST 7 DAYS



Top 10 wards reporting highest number of positive cases in last 10 days

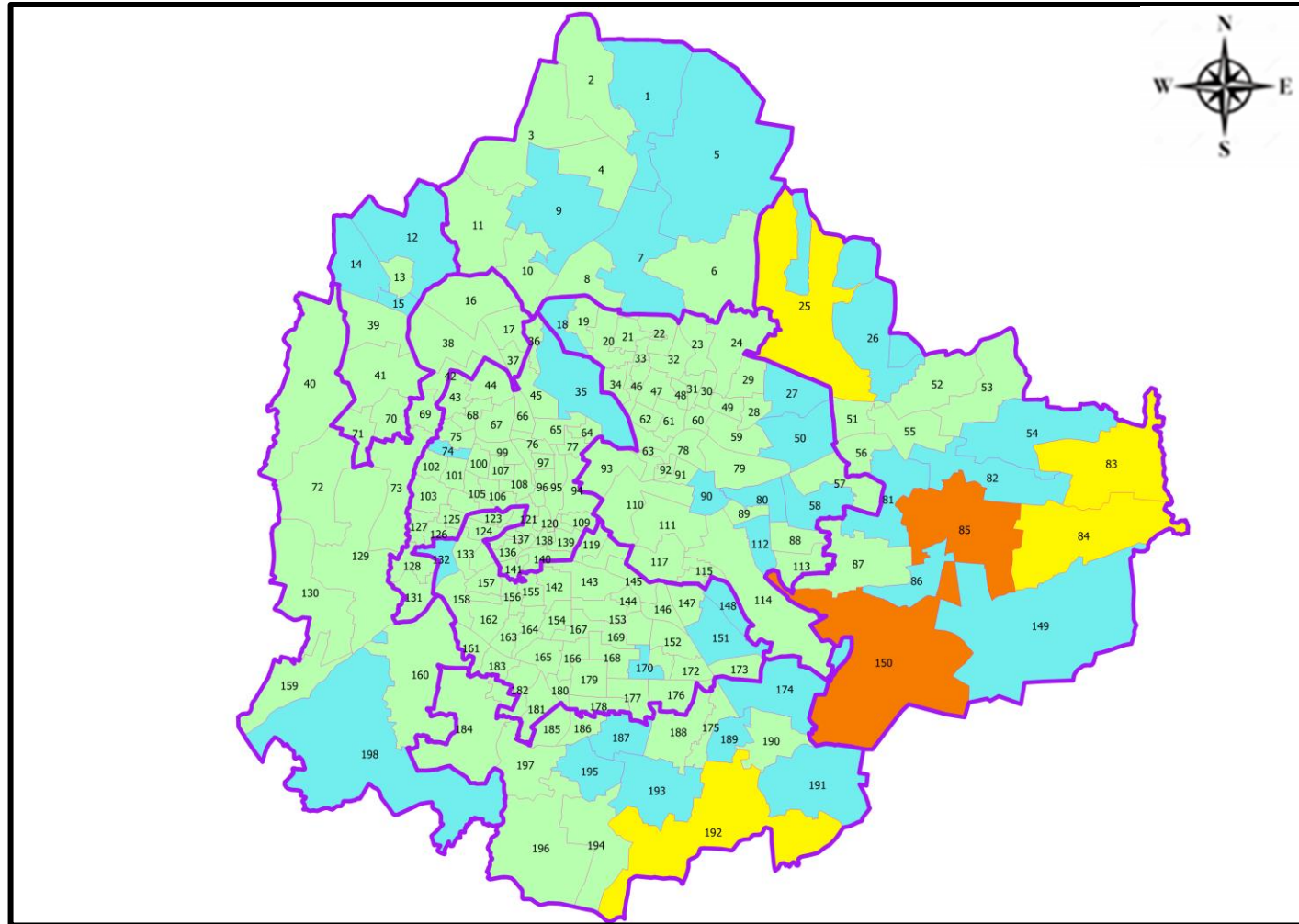
Ward No.	Ward Name	Daily Cases Average
150	Bellanduru	4
85	Dodda Nekkundi	3
25	Horamavu	2
83	Kadugodi	2
84	Hagadur	2
192	Begur	2
54	Hudi	1
35	Aramane Nagar	1
80	Hoysala Nagar	1
112	Domlur	1







Top 10 wards reporting least number of positive cases in last 7 days

Ward No.	Ward Name	Daily Cases Average
186	Jaraganahalli	0
185	Yelchenahalli	0
177	J P Nagar	0
172	Madivala	0
171	Gurappanapalya	0
166	Karisandra	0
165	Ganesh Mandiara Ward	0
161	Hosakerehalli	0
157	Gali Anjaneya Temple	0
156	Srinagara	0



BENGALURU MAP SHOWING INTENSITY OF POSITIVE CASES IN LAST 7 DAYS



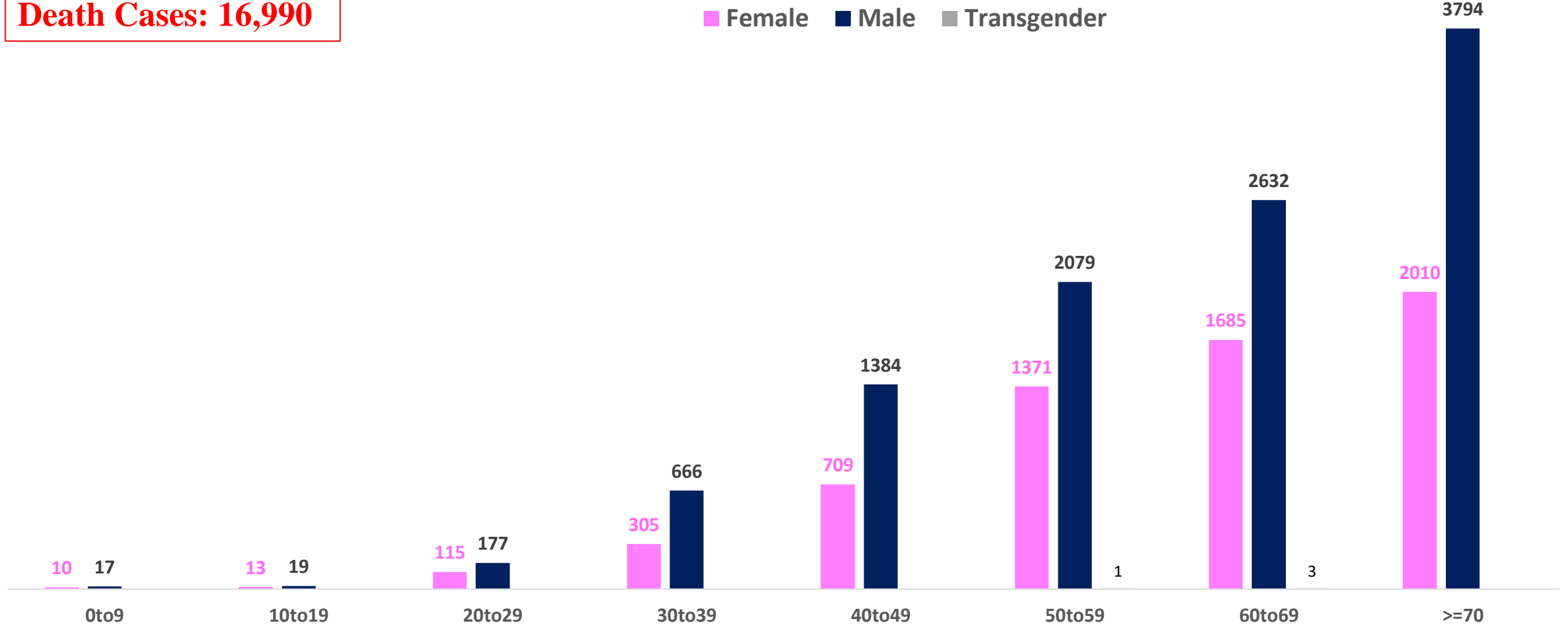
-  **Level 1 : 0 to 3 Cases**
-  **Level 2 : 3 to 10 Cases**
-  **Level 3 : 10 to 20 Cases**
-  **Level 4 : 20 to 50 Cases**
-  **Level 5 : More than 50 Cases**
-  **Zone Boundaries**



AGE AND GENDER WISE DISTRIBUTION OF DEATH CASES



Death Cases: 16,990





COVID-19 SCENARIO IN BENGALURU AND OTHER METROPOLITAN CITIES



CITY NAME	Positive Cases	Active Cases	Recovered	Deceased	Vaccine Doses Administered
New Delhi	20,06,105	396	19,79,201	26,508	3,73,15,871
Bengaluru*	18,74,696	1,865	18,55,841	16,990	2,37,77,698
Mumbai	11,52,938	561	11,32,639	19,738	2,21,33,904
Chennai	7,92,571	526	7,82,975	9,070	1,13,95,451

Source : <https://dashboard.cowin.gov.in/> at 5:00pm (31.10.2022)
Source : <https://www.covid19bharat.org/> at 5:00pm (31.10.2022)

*includes BBMP & Bengaluru Urban



SNAPSHOT OF COVID-19 CASES IN BENGALURU URBAN



**Total Wards With
< = 5 Cases* :
173**

**Tests Conducted
on 30.10.2022:
1,034**

**Recovery
Rate*:
98.99%**

**Total
Active Cases :
1,865**

**Total Vaccinated
on 30.10.2022:
103**

**Positivity
Rate* :
6.73%**

**Active
Rate*:
0.10%**

**Case
Fatality Rate* :
0.00%**





*Total positive cases In the past 7 days

*CFR and positivity is for Past 7 days



ಬೃಹತ್ ಬೆಂಗಳೂರು ಮಹಾನಗರ ಪಾಲಿಕೆ
Bruhat Bengaluru Mahanagara Palike



Download BBMP Bulletin	https://apps.bbmpgov.in/covid19/mediabulletin.php
To register for vaccination :	https://selfregistration.cowin.gov.in/
BBMP COVID19 Dashboard:	https://apps.bbmpgov.in/covid19/
Follow us on:	 www.facebook.com/bbmp.comm1/
	 twitter.com/BBMPCOMM
	  BBMPSplHealth



Issued by:

Honorable Chief Commissioner, BBMP
Special Commissioner Health & IT, BBMP
MD, Bengaluru Smart City Limited

THANK YOU !

